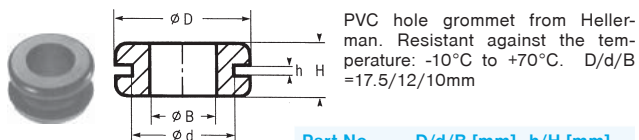


Cable Clamps, Bushings, Blinders

(continued)

HV 1203



Part No.	D/d/B [mm]	h/H [mm]
HV 1203	17,5/12/10	2/6,8

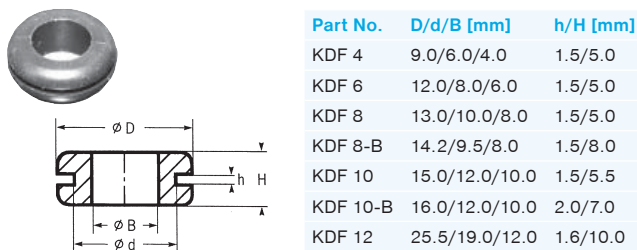
Part No.	Description
HV 1203	PVC hole grommet 10 / 17,5x6,8mm h=2mm

Part No.	Ord.No.
S HV 1203	19999

KDF Series

ETINGER

Hole grommets from soft PVC material, black colour, resistant against the temperature up to +80°C.



Part No.	Description
KDF 4	PVC hole grommet 4 / 9x5mm h=1,5mm
KDF 6	PVC hole grommet 6 / 12x5mm h=1,5mm
KDF 8	PVC hole grommet 8 / 13x5mm h=1,5mm
KDF 8-B	PVC hole grommet 8 / 14,2x8mm h=1,5mm
KDF 10	PVC hole grommet 10 / 15x5,5mm h=1,5mm
KDF 10-B	PVC hole grommet 10 / 16x7mm h=2mm
KDF 12	PVC hole grommet 12 / 25,5x10mm h=1,6mm

Part No.	Ord.No.	E-marking
S KDF 4	10733	14.60.251
S KDF 6	10735	14.60.543
S KDF 8	10736	14.60.845
S KDF 8-B	10737	14.60.854
S KDF 10	10738	14.62.040
S KDF 10-B	10739	14.62.060
S KDF 12	10742	14.62.252

VYV Series

ETINGER

Strain reliefs from PVC material, black colour. Available in different lengths and diameters - see dimensioned drawings.


VYV30-A



Part No.	Description
VYV30-A	Anti kink pipe for 4,5mm / 27x13mm

Part No.	Ord.No.	E-marking
S VYV30-A	10624	14.02.465

VYV35-A



Part No.	Description
VYV35-A	Anti kink pipe for 4mm / 23x9mm

Part No.	Ord.No.	E-marking
S VYV35-A	10623	14.02.350

VYV55-A



Part No.	Description
VYV55-A	Strain relief for 5,5mm / 37x13mm

Part No.	Ord.No.	E-marking
S VYV55-A	10618	14.02.050

VYV55-B



Part No.	Description
VYV55-B	Strain relief for 5,5mm / 44x11mm

Part No.	Ord.No.	E-marking
S VYV55-B	10622	14.02.252

GKT 14-8

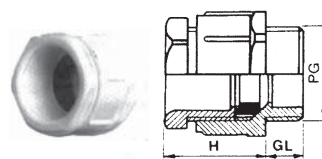


Part No.	Description
GKT 14-8	PVC strain relief for connectors GST106 and GSD104, 8mm

Part No.	Ord.No.
S GKT 14-8	69237

PG Series

ETINGER



Cable glands with IP54 protection class, made from Polystyrol material, light grey colour RAL 7035. Nut and gasket are not included in delivery. There are 5 sizes available: PG7, PG9, PG11, PG13,5 and PG16. Suitable nuts and sealing rings - see the chart below.

Part No.	PG/LG/H [mm]	cable length [mm]
PG 07	7 / 8 / 20	3.5-6.0
PG 09	9 / 8 / 21	4.5-7.0
PG 11	11 / 8 / 22	6.0-9.0
PG 13.5	13.5 / 9 / 26	9.0-12.0
PG 16	16 / 10 / 28	11.0-14.0

Part No.	Description
PG 07	Cable glands PG7 with sealing ring, IP54, for 3,5-6mm cable
PG 09	Cable glands PG9 with sealing ring, IP54, 4,5-7mm cable
PG 11	Cable glands PG11 with sealing ring, IP54, 6-9mm cable
PG 13,5	Cable glands PG13,5 with sealing ring, IP54, 9-12mm cable
PG 16	Cable glands PG16 with sealing ring, IP54, 11-14mm cable

Part No.	Ord.No.	E-marking
S PG 07	10680	14.30.077
S PG 09	10681	14.30.098
S PG 11	10682	14.30.117
S PG 13,5	10683	14.30.138
S PG 16	10684	14.30.167